

KUBOTA MINI-EXCAVATOR **KX042-5**



Engine output:
40.4 PS / 29.7 kW

Machine weight:
4,270 kg

A large Spacious Cab brings a new level of operating comfort to the job.

Kubota new KX042-5 mini Excavator is ready to make its presence in the job site by delivering unrivaled levels of performance, comfort, and safety.

The newly designed exteriors and interior, are built with the most advanced technology Kubota has to offer.



KUBOTA MINI EXCAVATOR

KX042-5



SPACIOUS & COMFORTABLE

The cab interior design offers a spacious and luxurious environment with class leading head and foot space can accommodate operators of any size. The ergonomic cab design features forward facing instrumentation with easy to reach switches and controls, The result is improved productivity for the operator by providing an enhance comfort operating space.

AIR-SUSPENSION SEAT (TYPE L ONLY)

An optional air suspension seat provides new comfort and height controlled by the air compressor.

LOW NOISE 72dB

A quieter cabin provides a more stress-free working environment. The low noise level protects the operator from engine noise and other loud sounds.

ENHANCED LEGROOM

The new cabin design and interior layout not only optimize operability, but also provide much more foot space for greater operator comfort.

RADIO WITH BLUETOOTH®

Standard on our integrated Bluetooth® radio allows for seamless Bluetooth® streaming and hands free calling.



AIR CONDITIONER (TYPE L ONLY)

The air conditioner duct now directs air to the back of the operator's neck to enhance the effect and efficiency of the air conditioning.



EXPANDED GLASS AREA

A slimmer frame design means 20% more glass in the front window, skylight, and left and right windows. Operators can monitor the bucket through the skylight during truck loading or demolition operations—it also enhances the feeling of spaciousness in the cab.



PERFORMANCE / SAFETY

Advanced Kubota engines and hydraulic systems ensures a superior operating experience while providing high levels of performance in real world working conditions.

ESS (Engine Speed Sensing)

With the introduction of ESS, engine horsepower can now be used to its full potential. Electronic control enables a higher flow rate, which was previously limited to prevent stalling under load. This advancement significantly improves efficiency in both excavation work and the operation of high-flow rotating attachments.

ENGINE AUTO STOP

The Engine Auto Stop system comes fitted as standard. The engine turns off automatically when it's been left idling too long. You can set the idling time to suit you.



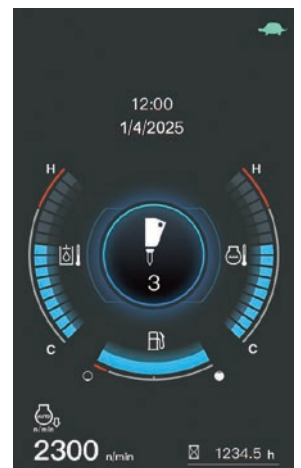
LED WORK LIGHT WITH TURN-OFF DELAY

The LED work light can be programmed to turn off 30 seconds to 2 minutes after the engine has stopped. This allows the operator to exit the machine and walk away safely under full illumination.




AUTOMATIC ACTIVATION OF 3rd LINE HYDRAULIC RETURN

No more climbing down from the cab and reaching under the bonnet to manually open and close the 3rd line hydraulic return. The KX042-5 both feature an electronically controlled 3rd line hydraulic return that is automatically activated when the operator selects breaker mode on the digital panel in the cab.



KUBOTA ORIGINAL DI ENGINE WITH CRS AND DPF MUFFLER

Kubota Original DI Engine equipped with CRS and DPF, Kubota's direct-injection engines are now fully Stage-V compliant. The new and improved DPF reduces maintenance by increasing the service intervals for both the regeneration filter and ash cleaner.



SEAT BELT ALARM AND HIGH-VISIBILITY SEAT BELT

The bright orange seat belt visually reminds operators to fasten it before turning on the engine. Should the operator forget, a warning function will prompt the operator to fasten it.

GREEN BEACON READY

The KX042-5 comes equipped with all the necessary components including a seatbelt sensor, harness, and beacon light switch for installing a green beacon light that allows remote verification of the operator's seatbelt status.




TIE DOWN POINTS ON THE TOP FRAME

Four tie down points are now installed on the top frame for safer and easier transportation.

REAR-VIEW CAMERA* (OPTION)

An optional rear-view camera significantly improves visibility towards the rear of the mini excavator by displaying the view on the 7" LCD screen in the cab.



*Prior to fitment, the machine already satisfies the visibility performance criteria defined in ISO5006. The rear-view camera enhances operator's visibility, but does not replace the need for viewing directly and using the mirrors fitted.

SERVICE

A fully opening bonnet and optimum arrangement of internal parts for quick and efficient service and a shorter downtime.

ONE-SIDED ENGINE MAINTENANCE

Kubota has made routine maintenance extremely simple by consolidating serviceable engine components onto one side for easier access. Engine and other vital components can be inspected quickly and easily.

- A. DPF Muffler
- B. Fuel Filter
- C. Engine Oil Gauge
- D. Alternator
- E. Starter Motor



SIDE BONNET FEATURES

- F. Air Cleaner
- G. Radiator & Oil Cooler
- H. Battery

BGF (BLOW-BY GAS FILTER)

FUNCTION INSTALLED INSIDE THE ENGINE HEAD

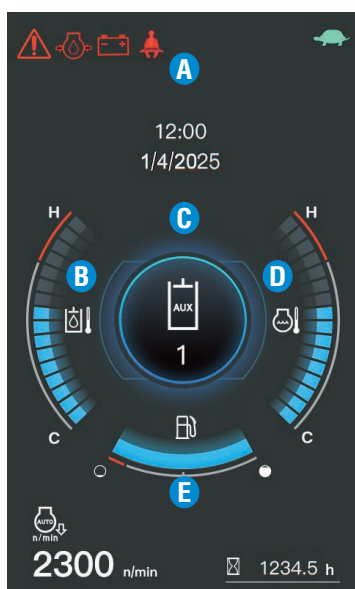
Reduces the risk of BGF freezing and eliminates maintenance.

Intuitive operation and large LCD screen help to enhance both safety and performance.


NEW FULL-COLOR LCD SCREEN

A full-color, high-resolution 7" LCD screen provides with a single glance all the information the operator needs to operate the mini excavator. An intuitive interface ensures quick understanding and easy access to the mini excavator's various functions, including AUX flow adjustment. Important maintenance items are also displayed, as are detailed alerts for improper machine functions and

abnormalities. The new jog dial is both intuitive and easy to use. Even first-time operators will be able to quickly access all important information.



Standard Monitor Display



Menu icons

- A. Alert Indicator
- B. Hydraulic Temperature
- C. AUX mode
- D. Water Temperature
- E. Fuel Level

Standard equipment

Model	KX042-5
Engine / Fuel System	
Kubota original engine	●
Double-element air filter	●
Engine electric fuel pump	●
Auto idling system	●
Water separator with filter	●
Undercarriage	
350 mm rubber track	●
1 x upper track roller	●
4 double-flange track rollers on each track	●
2-speed travel switch on dozer lever	●
Hydraulic System	
Two-speed travel with auto-shift	●
Dozer blade with float function	●
Pressure accumulator	●
Hydraulic pressure checking ports	●
Straight travel circuit	●
Electronically controlled third line hydraulic return	●
Load-sensing hydraulic system	●
Adjustable maximum oil flow on auxiliary circuits (AUX1 and AUX2*2)	●
Auxiliary switch (SP1) on right control lever	●
Auxiliary switch (SP2) on left control lever	Type M & L
Safety System	
Engine start safety system on the left console	●
Engine Auto Stop	●
Travel motor with disc brake	●
Swivel motor with disc brake	●
Overload warning buzzer	●
Kubota original anti-theft system	●
Anti-drop valve on the boom (ISO8643)	●
Anti-drop valve on the arm (ISO8643)	●
Bracket and harness for beacon light	●
Working equipment	
Auxiliary hydraulic circuits (AUX1 and AUX2*2) piping to the arm end	●
2 LED working lights on cabin and 1 LED light on the boom	●

Lifting capacity

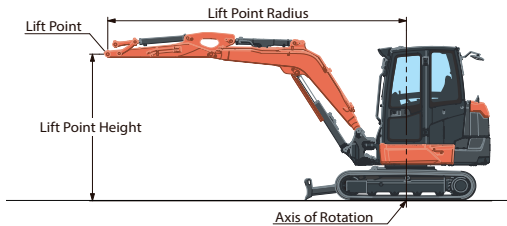
With Cabin, Rubber shoe										kN (ton)
Lift Point Height	Lifting point radius (2.5 m)			Lifting point radius (3.5 m)			Lifting point radius (max)			
	Over-front		Over-side	Over-front		Over-side	Over-front		Over-side	
	Blade Down	Blade Up		Blade Down	Blade Up		Blade Down	Blade Up		
2.0 m	9.6 (0.98)	9.6 (0.98)	9.6 (0.98)	7.5 (0.77)	7.5 (0.77)	7.5 (0.77)	-	-	-	
1.5 m	12.2 (1.25)	12.2 (1.25)	12.0 (1.23)	8.4 (0.86)	8.4 (0.85)	7.4 (0.75)	-	-	-	
1.0 m	-	-	-	9.2 (0.94)	8.2 (0.84)	7.2 (0.74)	6.9 (0.71)	5.2 (0.53)	4.6 (0.47)	
0.5 m	-	-	-	9.9 (1.01)	8.1 (0.82)	7.1 (0.72)	-	-	-	
0 m	-	-	-	10.3 (1.05)	8.0 (0.82)	7.0 (0.72)	-	-	-	

Please note:

* The lifting capacities are based on ISO 10567 and do not exceed 75% of the static tilt load of the machine or 80% of the hydraulic lifting capacity of the machine.

* The excavator bucket, hook, sling and other lifting accessories are not included on this table.

* Specifications are subject to change without notice for purpose of improvement.



*1 Prior to fitment, the machine already satisfies the visibility performance criteria defined in ISO5006.

The rear-view camera enhances operator's visibility, but does not replace the need for viewing directly and using the mirrors fitted.

★ All images shown are for brochure purposes only. When operating the excavator, wear clothing and equipment in accordance with local legal and safety regulations.

Model	KX042-5
Cabin	
ROPS (Roll-over Protective Structure, ISO3471)	●
OPG (Operator Protective Guard, Top Guard Level I, ISO10262)	●
Air suspension seat	Type L
Full suspension seat	Type S & M
Retractable orange seatbelt with alert function	●
Hydraulic pilot control levers with wrist rests	●
Travel levers with foot pedals	●
Air conditioning	Type L
Cabin heater for defrosting and demisting	●
Emergency exit hammer	●
Front window power-assisted with gas damper	●
12V power source	●
Green Beacon Ready	●
USB Charger	●
Mobile Folder	●
Can Radio with Bluetooth	●
2 speakers and radio aerial	●
Kubota tracking system*	●
Side / Rear mirrors (left, right and rear)	●
Cup holder	●

* Specification varies from country to country, please contact your local dealer.

Optional equipment

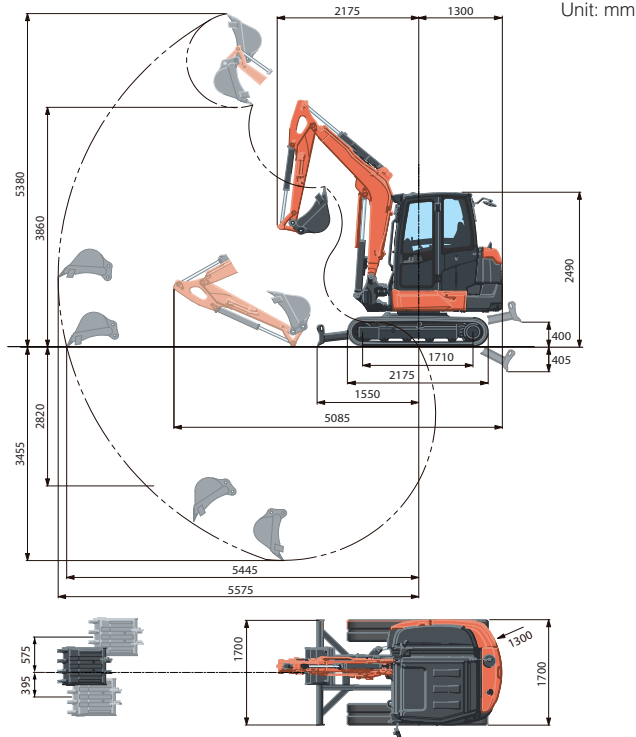
Model	KX042-5
Working equipment	
350 mm steal track (+45kg)	●
Safety system	
Anti-drop valve unit (dozer)	●
Travel alarm	●
Front guard (OPG, Front Guard level I, ISO10262)	●
Amber and green beacon light	●
Others	
Rear-view camera*1	●
Special paint upon request	●

Standard equipment for each type

Model	KX042-5		
Type	S	M	L
Air conditioning	-	-	●
Air suspension seat	-	-	●
AUX SP1 / SP2	● / -	● / ●	● / ●

*2 For Types M and L.

Working range



Specifications

Model	KX042-5	
Operating weight*1	kg	4270
Bucket capacity std. SAE/CECE	m³	0.12 / 0.10
Bucket width (without teeth)	mm	600
Engine		
Manufacturer	KUBOTA	
Model	D1803-CR-TE5-BH5 (TYPE S & M) / D1803-CR-TE5-BH6 (TYPE L)	
Type	Water-cooled diesel engine	
Emission standard	EU Stage V	
Output (ISO 14396:2002)*2	PS (kW) / rpm	40.4 (29.7) / 2200
Number of cylinder	3	
Bore × Stroke	mm	87 × 102.4
Displacement	cc	1826
Fuel*3	Diesel fuel conforming to EN 590 / HVO conforming to EN 15940	
Dimensions		
Overall length	mm	5085
Overall height	mm	2490
Swiveling speed	rpm	9.2
Rubber shoe width	mm	350
Tumbler distance	mm	1710
Dozer size (width x height)	mm	1700 × 350
Hydraulic pumps		
P1, P2	Variable displacement pump	
Flow rate	ℓ/min	110.0
Hydraulic pressure	MPa	24.5
Max. digging force (arm / bucket)	kN (kgf)	17.8 (1815) / 30.5 (3110)
Boom swing angle	deg	70 / 55
Auxiliary circuit (AUX1)		
AUX1 Flow rate	ℓ/min	65.0
AUX1 Hydraulic pressure	MPa	20.6
AUX2 Flow rate	ℓ/min	37.0
AUX2 Hydraulic pressure	MPa	20.6
Hydraulic reservoir (tank)	ℓ	37
Fuel tank capacity	ℓ	66
Max. travelling speed (low / high)	km/h	2.7 / 5.0
Ground contact pressure	kPa (kgf / cm²)	32.0 (0.337)
Ground clearance	mm	330
Noise level		
LpA / LwA (2000 / 14 / EC)	dB (A)	72 / 95
Vibration*4		
Hand arm system (ISO 5349-2:2001)		
Digging / Levelling	m/s² RMS	0.52 / 0.42
Driving / Idling	m/s² RMS	2.08 / 1.00
Whole body (ISO 2631-1:1997)		
Digging / Levelling	m/s² RMS	0.20 / 0.15
Driving / Idling	m/s² RMS	0.32 / 0.09

*1 With 75kg operator, 87kg original KUBOTA bucket and fully served.

*2 With diesel fuel conforming to EN590.

*3 Note that HVO has lower density than diesel fuels.

*4 These values are measured under specific conditions at maximum engine speed and can deviate, depending on the operating status.

Fluorinated greenhouse gases

Air conditioner gas contains fluorinated greenhouse gases.

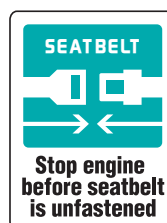
CAB model	Industrial designation	Quantity (kg)	CO ₂ equivalent (ton)	GWP
KX042-5	HFC-134a	0.8	1.15	1430

(Global Warming Potential: GWP)



KUBOTA EUROPE S.A.S.

19, rue Jules Vercruysse
Zone Industrielle - CS50088
95101 Argenteuil Cedex France
Téléphone : (33) 01 34 26 34 34
Télécopieur : (33) 01 34 26 34 99



<https://www.kubota-eu.com>